



Saïd Business School

Employment Report

MBA class of 2020/21

Graduates show continued resilience as world emerges from pandemic disruption



Joy Bussell

Director of Career Development
Saïd Business School
University of Oxford

Following a second year of global disruption, the emergent hiring landscape was met positively by the 2020/21 Oxford MBA Students, with the employment rate of 86% for our students staying level with the previous year.

We are pleased to report a rise in overall average salaries to £78,895, up from £71,940 last year. Most sectors saw a rise in average salary but average salaries in finance rose significantly (£87,196 up from £69,800 last year) reflecting the strong rebound in financial activity and fight for talent.

This year more students than ever secured roles in Consulting firms, 27.8% up from 20.8% last year. A third of students gained roles in the Finance sector, 33.3% also up from 29.8% last year and Global Industries, including Technology and Healthcare, accounted for the remaining 39% of positions secured reflecting continuing commercial confidence and growth.

Oxford Saïd celebrates a highly diverse student cohort. The second year of global uncertainty was reflected in a shift in the destination countries of Oxford MBA students, with a significant swing back towards students securing roles in the UK and Europe - 63% compared with 43% last year.

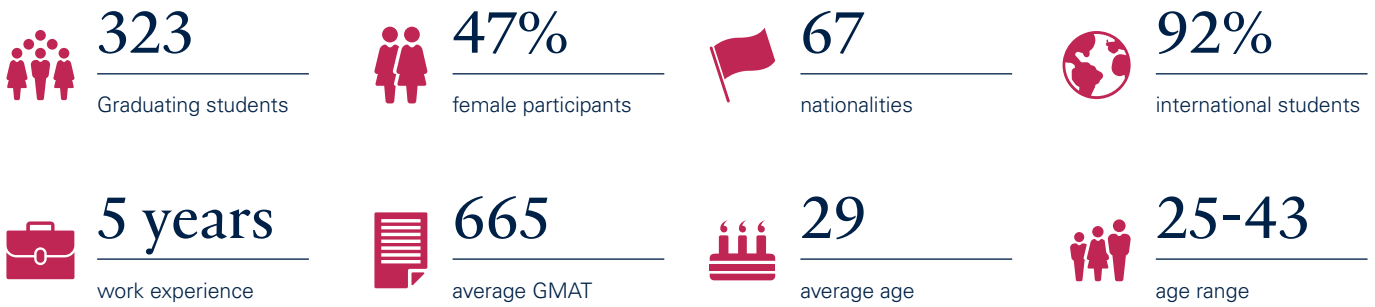
144 different organisations globally hired Oxford MBA talent this set period, demonstrating the diversity broad range of organisations and roles our students achieve after graduation.

In a shifting global landscape, we are excited to watch their continued trajectory. We wish them great success within their new roles in organisations worldwide, knowing they will demonstrate the brilliance, impact and resilience shown here at Oxford.

Class profile

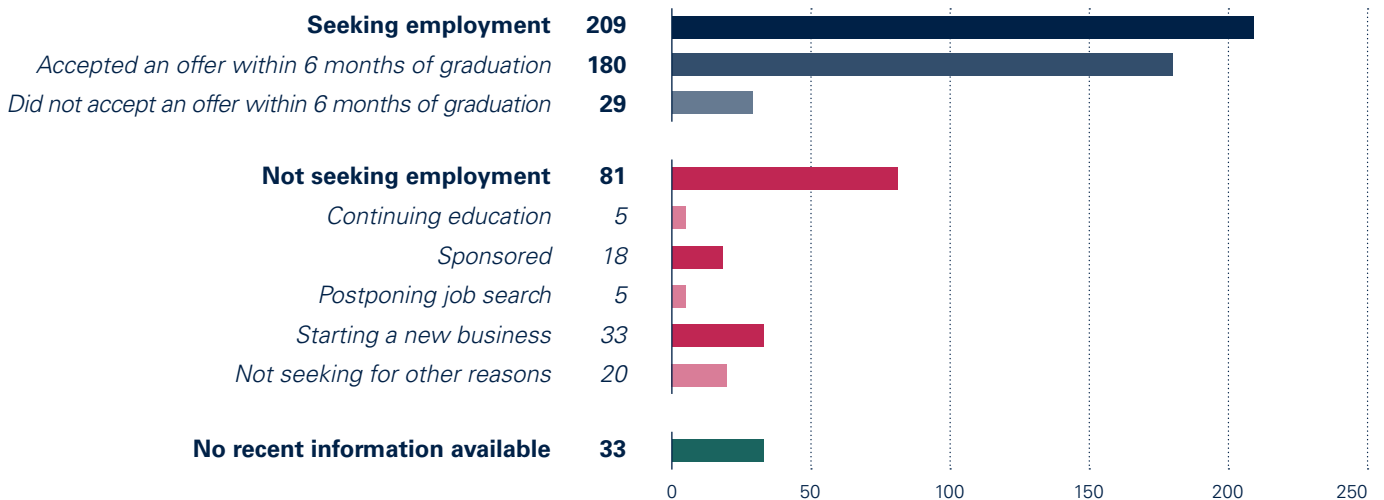


MBA class of 2020/21



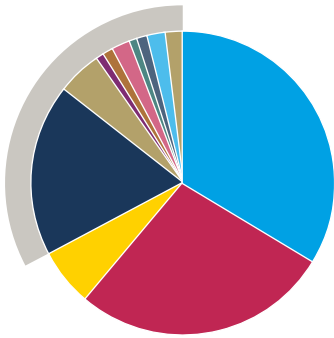
Employment summary - Graduating students: 323

Employment rate 86%



Note: Not seeking for other reasons includes students in the following categories:
returning to pre-MBA employer in the same/similar role, returning to own business, not seeking MBA-level role

Employers and industries



Industries

● Finance	33.3%	● Other	0.6%
● Consulting	27.8%	● Retail	1.1%
● Impact	6.1%	● Energy / Utilities	2.2%
● Global Industry, of which:	32.8%	● Leisure	0.6%
● Technology	18.3%	● Consumer Packaged Goods	1.1%
● Healthcare	5.0%	● Media/Entertainment	2.2%
(including products and services)		● Transport	1.7%

Finance

- Actis
- AiiM Partners
- Allica Bank
- Alpinvest Partners B.V.
- **Big Society Capital***
- BlackRock
- BlackWood Capital Partners
- Braid
- **British International Investment***
- Brunswick Group LLP
- Capital Group
- CBRE
- Citi UK
- **Credit Suisse***
- **CrossBoundary***
- Deetken Impact
- Eurazeo
- Evercore
- Finansa Securities Limited
- Finfund
- firstminute capital
- HSBC
- ICBC
- Institute of Energy Economics and Financial Analysis
- Iron Pillar Fund
- Joh. Berenberg, Gossler & Co. KG
- Lazard
- Mambu
- Moelis & Company
- Morgan Stanley
- MUFG Investment Banking
- Octopus Investments
- Palladium Impact Capital
- PAN Group Australia
- Perella Weinberg Partners UK LLP
- Poyry Capital

- Public Investment Fund (PIF)
- QNB Capital
- Rabobank - Acorn
- RB Capital
- Refinitiv
- **Ridgeback Group***
- School House Development
- Seaforth Land
- Star Magnolia Capital
- Straits Capitol
- Sumitomo Mitsui Trust Bank
- Sygnum
- Teampay
- Tokio Marine
- TowerBrook Capital Partners
- Visa Europe
- Volpi Capital LLP
- ZEBEDEE

Consulting

- **Accenture***
- AFRY
- AlixPartners
- Altman Solon
- Arca Blanca
- Archetype Solutions Group
- Arthur D Little
- **Bain & Company***
- BCGDV (Boston Consulting Group Digital Ventures)
- Beaumonde Consulting
- Cognizant
- Control Risks
- Curzon Consulting
- Dalberg
- **Deloitte***
- Egon Zehnder International
- **EY***
- **EY-Parthenon***

- Gobeyond Partners
- Kearney
- **KPMG***
- **McKinsey & Company***
- Metyis
- **Monitor Deloitte***
- Oliver Wyman
- Open Capital Advisors
- PwC
- South Pole
- Strategy&

Global Industry

- Aindo
- Albus Health
- **Amazon***
- Animal Dynamics
- AstraZeneca
- At Home Group Inc
- Bimble
- ByteDance/ TikTok
- Captur
- Cera Care
- Cloverly
- ConvaTec
- Coursera
- Deep Planet
- DemystData
- Facebook
- Ford Motor Company
- Fortive
- FYLD
- Google
- Gorillas
- Gulf Energy Development
- IDEA Pharma
- Johnson & Johnson
- King

- Kroger Co.
- Lazada
- McLaren Racing
- Mundipharma IT Services LTDA
- ngenius.ai
- Novus Surgical
- **OneReach.ai***
- Oxford University Press
- Payspective
- Pixel United
- Pockla
- Proterra
- QuantrolOx
- **Robin AI***
- Shell
- Siegel+Gale
- Snickerdoodle Labs
- Spotify
- The Adventure is Real
- The Coca Cola Company
- Travis Perkins
- TRC
- Wolt
- YUM Brands

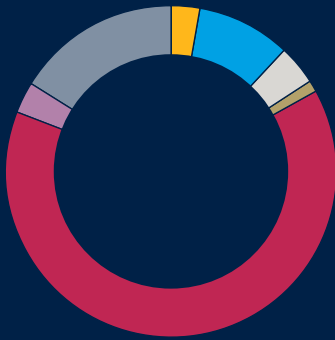
Impact

- Cancer Research UK
- FIND
- Global Change Data Lab
- International Committee of the Red Cross
- Jacobs Foundation
- North Canterbury Basketball Association
- NYSERDA
- PUBLIC
- The Beam Network
- The Humane Society

*Red** organisations hired two students or more

Global Industry includes: Consumer Packaged Goods, Energy/Utilities, Healthcare (including products & services), Leisure, Media/Entertainment, Other, Retail, Technology
Impact includes: Government, Non-profit, and Social Impact

Destinations



● Africa	3%	● Europe	64%
● Asia	9%	● Middle East and North Africa	3%
● Australia and Oceania	4%	● North America	16%
● Central America and the Caribbean	1%		

Cities

Graduates went on to work at organisations in 28 countries around the world including these cities:

- | | | | | | |
|--------------|------------|--------------|-------------|----------------|------------|
| Abu Dhabi | Cincinnati | Guangzhou | London | Nairobi | Seattle |
| Amsterdam | Copenhagen | Helsinki | Los Angeles | New York | Singapore |
| Bangkok | Dallas | Hong Kong | Luxembourg | Oxford | Sydney |
| Bratislava | Denver | Houston | Maiduguri | Philadelphia | Toronto |
| Budapest | Doha | Johannesburg | Melbourne | Pune | Trieste |
| Cardiff | Dubai | Kiev | Mexico City | Riyadh | Washington |
| Chicago | Dublin | Kigali | Montreal | Salt Lake City | Wellington |
| Christchurch | Geneva | Lagos | Mumbai | San Francisco | Zurich |



Salaries

Region	Mean salary (£)	Min salary (£)	Max salary (£)
Africa	£45,429	£27,062	£72,547
Asia	£80,972	£28,166	£154,423
Australia and Oceania	£76,055	£40,000	£104,870
Central America and the Caribbean	I/D	I/D	I/D
UK	£75,587	£35,000	£157,000
Europe (excl. UK)	£75,759	£30,687	£163,444
Middle East & North Africa	£86,190	£59,804	£123,914
North America	£101,603	£55,217	£150,000

Note: I/D = Insufficient data points. MBA CSEA standard requires that values should not be displayed where there are less than 3 data points in a category

Industry	Mean salary (£)	Min salary (£)	Max salary (£)
Financial sector	£87,196	£28,166	£157,000
Consulting	£77,974	£27,062	£137,205
Global Industry	£71,972	£31,804	£154,423
- Global Industry exc. Tech	£67,677	£31,804	£154,423
- Global Industry - Tech	£73,774	£36,000	£114,000
Non-Profit Impact	£71,026	£30,687	£163,444
Overall mean	£78,895		